

MAX® 6 MODULES

The MAX 6 module provides performance far exceeding category 6 connecting hardware performance specifications. It also insures backwards compatibility with components and systems of lower performing categories.

Installers and end users benefit from other rich features incorporated into the MAX 6 module. It's compact design is ideal for high density applications. Up to six modules can be utilized in a single gang faceplate and twelve modules in double gang faceplate. Also, the angled MAX 6 modules provide a gravity feed, low-profile design for the work area – greatly improving patch cord management in installations where clearance is at a minimum.


The flat MAX 6 modules are just as versatile – perfect for flush mount applications or with MAX series patch panels or surface mount (SM®) boxes. This solution makes it possible to configure a wide variety of mixed media solutions.



Compliant with the category 6 component, permanent link and channel requirements of ANSI/TIA/EIA-568-B.2-1.
Compliant with the category 6 component and class E permanent link and channel requirements of ISO/IEC 11801 Ed2:2002



MAX 6 modules are available in many colors, ideal for color-coding



Pyramid™ Wire Entry System on S310® blocks separates paired conductors when lacing cables to simplify and reduce installation time

Siemon's Palm Guard with MAX 6 insert assists in securing module during termination

Use MC 6 modular cords to unlock the performance of Siemon MAX 6 modules

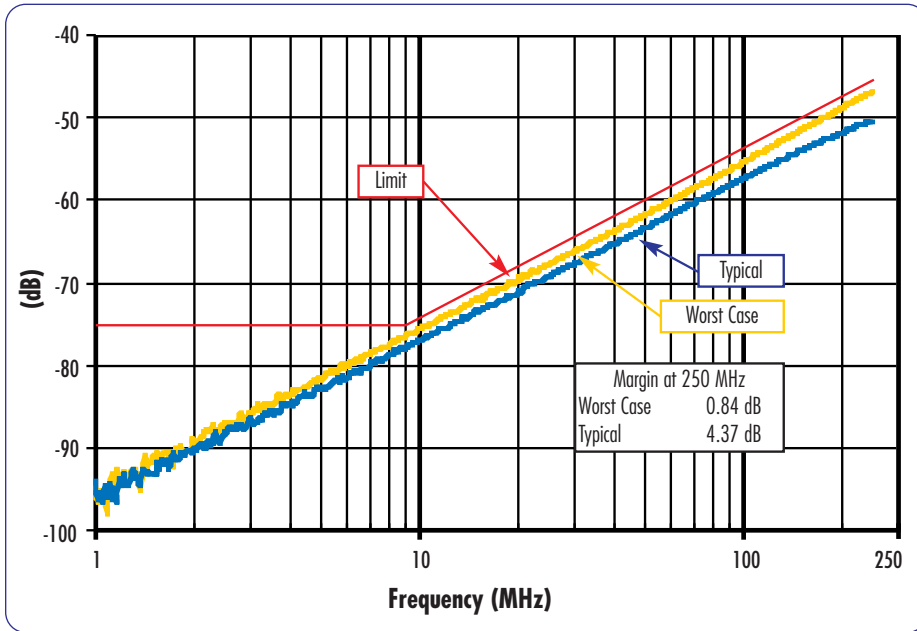


PATENTED

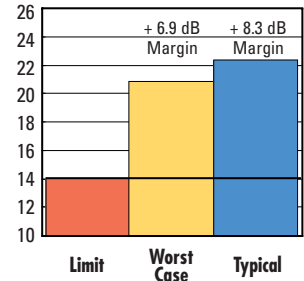
WORK AREA

Test Data:

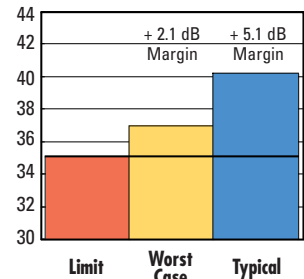
Near-End Crosstalk Performance:



Return Loss at 250 MHz (dB)




FEXT Loss at 250 MHz (dB)



MAX® 6 Modules:

- MX6-(XX)Angled module with T568A/B wiring, rear strain relief cap and protective color-matching rubber door
- MX6-F(XX).....Flat module with T568A/B wiring, rear strain relief cap
- MX6-K(XX)Keystone module with T568A/B wiring and strain relief cap



MX6-(XX)



MX6-F(XX)



MX6-K(XX)

Use (XX) to specify color:

01 = black, 02 = white, 03 = red, 04 = gray, 05 = yellow, 06 = blue, 09 = orange, 20 = ivory, 25 = bright white, 80 = light ivory, 82 = alpine white

Add "-D" for optional color-matching door for flat version

ⓑ Add "B" to end of part number for bulk project pack of 100 modules

Angled and flat modules include one color-matching, one red, and one blue icon

Door color is clear for angled red, yellow, blue and orange modules, white for flat

Note: Keystone version is designed for integration with various international mounting products and is not compatible with MAX mounting hardware

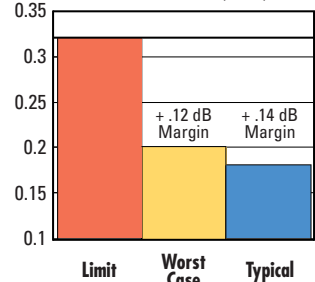
Because we continuously improve our products, The Siemon Company reserves the right to change specifications and availability without prior notice.

HD®, MC®, MAX® and S310® are trademarks of Siemon

For related product information request Spec Sheet(s):

- MAX Series Modular Mounting Frames (PROD-SS-MMT)
- MAX Series Modular Faceplates (PROD-SS-MXF)
- MAX Series Patch Panels (PROD-SS-MXP)
- Termination Tools (PROD-SS-S78)

Attenuation at 250 MHz (dB)



The Americas
Watertown, CT USA
Phone (1) 860 945 4200

Europe/Middle East/Africa
Surrey, England
Phone (44) 0 1932 571771

Asia/Pacific
Shanghai, P.R. China
Phone (86) 21 6390 6778