

Model 1051-00

Recessed Hard Lid Ceiling and Wall Enclosure

The Model 1051-00 is a locking, recessed hard lid ceiling or wall enclosure designed to secure wireless access points and DAS remote units with detachable antennas from most vendors. This aesthetic, white powder coated steel enclosure can be recessed into the ceiling or wall, and has openings in the door for ceiling mounted antennas. Mounting hardware in the flange secures the flush mounted enclosure to the ceiling or wall. The 1051 / 1052 series has interchangeable retrofit doors, allowing current owners to install new access point or antenna solutions from different vendors, simply by swapping doors. The Model 1051-00 is deep enough to accommodate the Cisco 3600 series and other large 802.11n wireless access points, and DAS remote access units, with external connectors and up to six antennas.



Model 1051-00 shown with (4) optional Oberon 34-ZDUAL Antennas and Cisco 3600e WAP (not included)

Features

- Recessed, hard lid ceiling or wall enclosure for securing wireless access points and DAS remotes with detachable antennas
- Universal T-bar mounting bracket allows easy installation of most vendors' access points
- UL listed and designed to meet National Electric Code Paragraphs 300-22 and 300-23 for installation in the above ceiling space; OSHPD approved (OPA File No. 1638-10)
- Fully-hinged locking door, keyed alike
- Interchangeable doors permit simple migration to new access points and antennas
- Enclosure back box is effective dust barrier to simplify ICRA procedure compliance

Distributed by







Accu-Tech
We're Known by the Companies We Keep



Specifications

- This is an all steel enclosure, so antennas must be mounted externally using optional bulkhead connectors (Oberon P/N 35-BULKHD-KIT), Oberon 34-ZDUAL antennas, or other thru-hole ceiling mounted antennas with <1" diameter stud
- Back-box is 16 ga. galvanized steel; door and flange are textured, white powder-coated steel. RoHS compliant
- Size: Flange is 17 ½" x 17 ½", back-box is 12 ½" x 12 ½" x 4 ½" deep
- Maximum weight to be installed inside the unit is 25 lbs.
- Enclosure is flush mounted in ceiling or wall, enclosure flange must be anchored to ceiling or wall using appropriate hardware; if mounted in suspended ceiling, enclosure must be supported by the building structure, independent of the suspended ceiling

Model 1051/1052 Configurations

<p>Model 1051-AP135</p>  <p>For Aruba Networks AP-135 access points</p>	<p>Model 1051-AN</p>  <p>For Aruba Networks APs w/ detachable antennas (AP-60, AP-70, AP-120, AP-124)</p>
<p>Model 1051-AN-ANT16</p>  <p>For Aruba Networks access points w/ detachable antennas (AP-60, AP-70, AP-120, AP-124)</p>	<p>Model 1051-CCOAP</p>  <p>For Cisco 1040/1140/1600/1260/2700/3500/3600 series wireless access points</p>
<p>Model 1051-DOME</p>  <p>For Aruba Networks' and other vendors' access points with <i>non-detachable</i> antennas (AP-100, AP-120, AP-130 series)</p>	<p>Model 1051-ENT3610</p>  <p>For Enterasys AP3605, AP3610, or AP3630 series access points</p>

Wireless APs not included. Other door styles are available. Please visit the Oberon website or contact your Oberon representative.

Distributed by

Accu-Tech
We're Known by the Companies We Keep

Includes

- (1) unit per carton
- (1) Internal universal access point mounting T-bar bracket
- (4) Hanger wires
- (1) cable egress fire block kit (½" trade size conduit connector, and fire block foam insert)
- (2) keys for lock
- (4) White cosmetic screw caps, and (4) #10 ceiling/wall attachment screws
- Installation Instructions
- Shipping Weight: 17 lbs.

Accessories

- P/N 34-ZDUAL-RPSMA- color matched dual band omni antenna with 18" pigtail and RPSMA connector
- P/N 34-ZDUAL-RPTNC - color matched dual band omni antenna with 18" pigtail and RPTNC connector
- P/N 34-BMANT24- 2.4 GHz color matched omni antenna with 12" pigtail and RPTNC connector
- P/N 34-BMANT5- 5 GHz band color matched omni antenna with 12" pigtail and RPTNC connector
- P/N 34-PATCH-RPTNCM- 2.4 GHz, 8 dB gain, directional antenna with 8" pigtail and RPTNC connector
- P/N 34-MULTI-CARRIER – multi-band, multi carrier 700 MHz/Cellular/PCS/Wi-Fi ceiling mounted antenna
- P/N 35-BLKHD-KIT-RPTNC – 18" jumper cable with RPTNC connectors on both ends, bulkhead connector and plastic ring designed to fit into ¾" trade knockout. For mounting external antennas
- P/N 35-BLKHD-KIT-RPSMA – 18" jumper cable with RPSMA connectors on both ends, bulkhead connector and plastic ring designed to fit into ¾" trade knockout. For mounting external antennas
- P/N 35-CBXJ2WH-A surface mount modular receptacle to terminate horizontal cable in the enclosure
- P/N 1790 – PoE interlock- disconnects power and notifies when enclosure door has been opened

Customer Print and Installation Instructions

Visit www.oberonwireless.com

Rev. 05/07/2014

To learn more about Oberon solutions,
visit us online at www.accu-tech.com/more-vendors/oberon/oberon-inc
or Contact your Local Accu-Tech Representative Today!

Distributed by

Accu-Tech[®]
We're Known by the Companies We Keep